

merilas

shortpulse **532**

Green laser photocoagulator

for all retinal photo-
coagulator procedures

your laser specialist

meridian 
medical

merilas

shortpulse **532**

SUPERIOR QUALITY & LONGEVITY

The Merilas 532 shortpulse is cooled by a unique thermal electrical cooling system. No ventilation slots are required. This ensures that no dust can penetrate into the interior of the laser.

The housing of the laser head is made of a high grade aluminium giving the unique solid feeling of Meridian products while moving the laser and protects the sensitive parts of the laser.



merilas

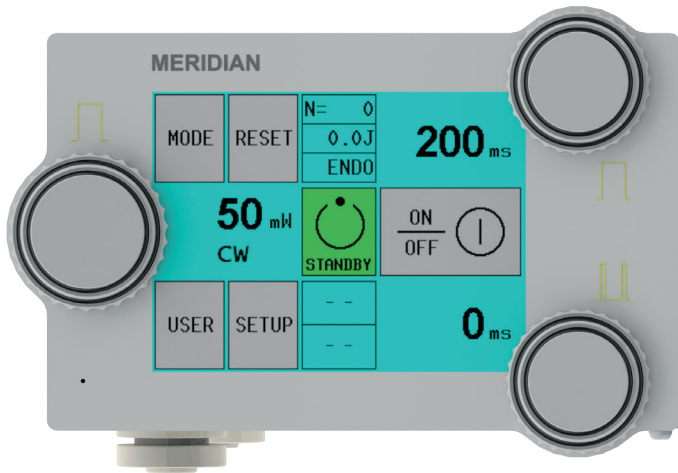
shortpulse **532**

USABILITY

The Merilas lasers convince by their fast start-up.

The detachable touch display with glass technology ensures flexibility and cleanliness at the workplace. The user interface is easy to use thanks to its intuitive design. Due to our special and unique thermal-electrical cooling system there are no disturbing noises or air turbulences.

All Merilas lasers impress with their small and compact size and are easy to transport. Each laser comes with a robust and practical transport case.



merilas

shortpulse **532**

SAFETY

The separate menu modes for easy identification of continuous wave and shortpulse mode ensure safe handling.

Our color-coded laser coupling to match the wavelength output makes it easy to assign the laser delivery systems. Auto Key connector: The automatic recognition of the laser delivery device must be confirmed by the user.

Our technicians can support you via remote service in case you need assistance. This function allows fast and safe troubleshooting.





merilas
shortpulse **532**

FLEXIBILITY & COMFORT

Our range of slit lamp delivery systems have been designed to be compatible with a wide range of slit lamp types, either Haag-Streit or Zeiss. The Merilas lasers can be used with laser indirect ophthalmoscope and endoprobes.

Our technicians can support you via remote service in case you need assistance. This function allows fast and professional troubleshooting.

merilas

shortpulse **532**

LASER EXCELLENCE

The history of Meridian AG, now showing up as Meridian Medical Group, and the history of the medical Nd:YAG laser are closely connected. Meridian AG was already significantly involved in the development of the “Merilite” and 2006 the first Merilas laser of this laser family.

For the shortpulse lasers, new technology was developed and patented by our development engineers.

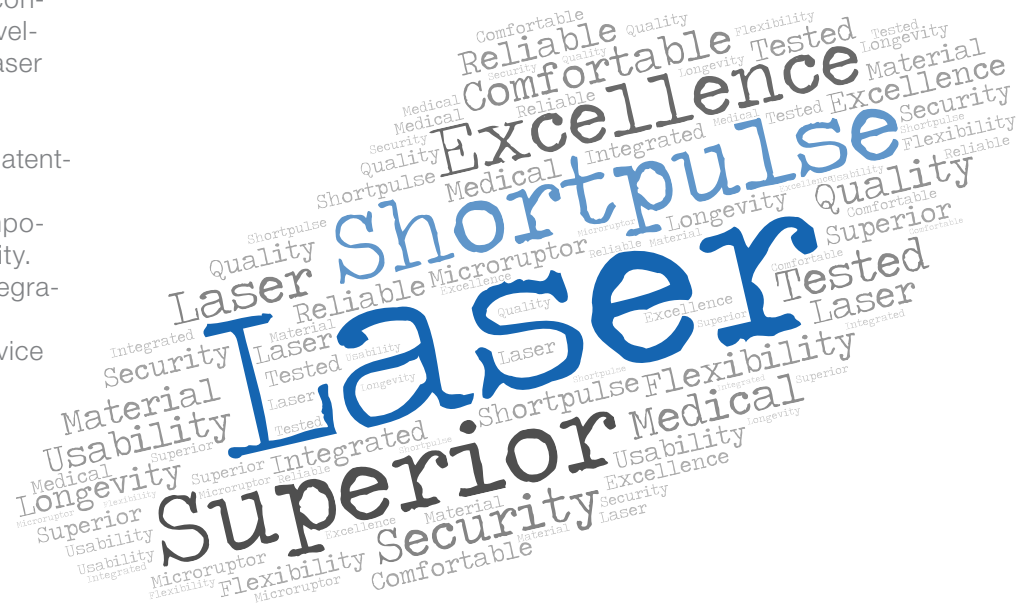
We select and integrate the best Swiss and European laser components to ensure the highest level of quality and long term reliability.

We use tested and reliable best practices in engineering and integration, ensuring highest performance in each of our systems.

Our highly skilled and experienced staff works to deliver the service and results our customers deserve and have come to expect.

TIPS FOR YOUR LASER

- Not using your laser over a longer period of time will shorten its lifetime
- Store the laser in the supplied case if the laser is not used for a longer time
- Regular cleaning ensures stable operation of the laser



merilas

shortpulse **532**

CLINICAL INDICATION



Photocoagulation:

Retinal photocoagulation, panretinal photocoagulation (PR) and intravitreal endo-photocoagulation of vascular and structural abnormalities of the retina and choroids, including:

- Proliferative and non-proliferative diabetic retinopathy
- Choroidal neovascularization
- Branch retinal vein occlusion
- Age-related macular degeneration
- Retinal tears and detachments
- Retinopathy of prematurity
- Macular edema
- Lattice degeneration
- Central retinal vein occlusion

Iridotomy:

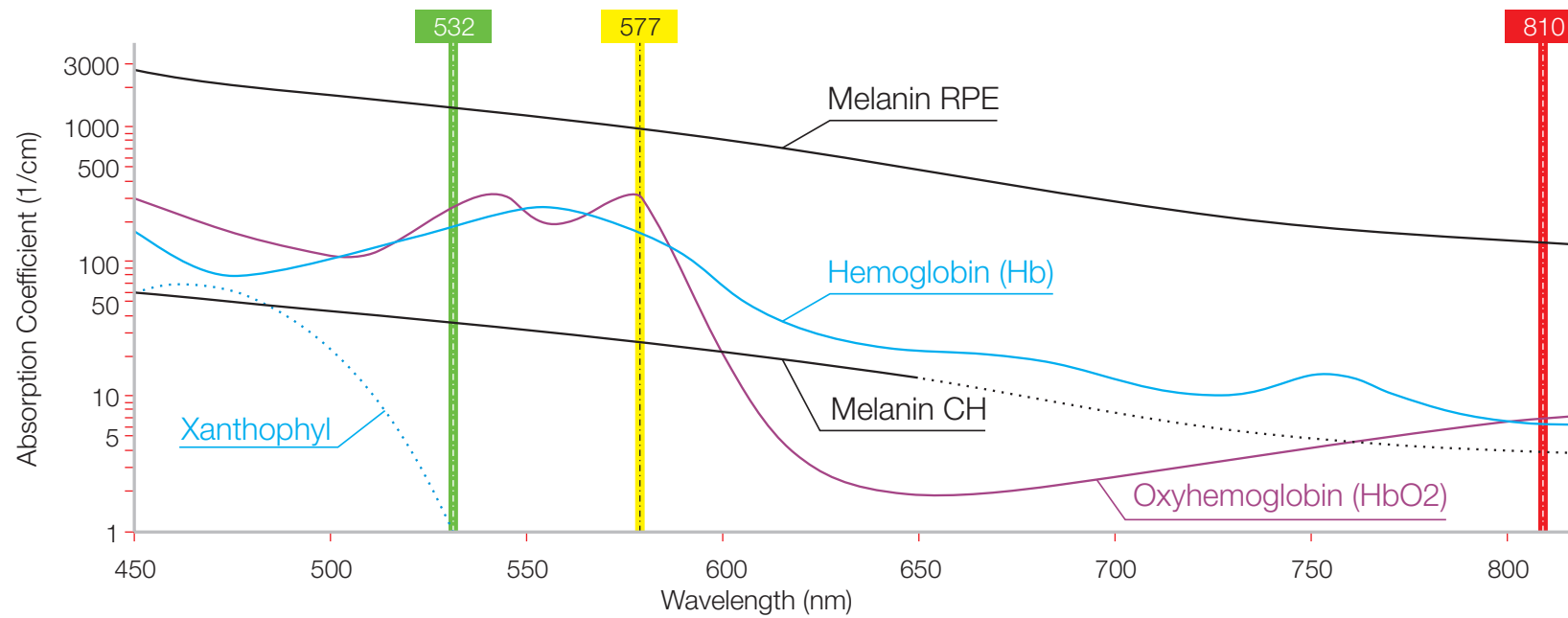
- Iridotomy in angle closure glaucoma

Trabeculoplasty:

- Trabeculoplasty in open angle glaucoma

WAVELENGTH BENEFITS – WHY 532 NM?

- The green light is best absorbed by the pigment melanin and is therefore suitable for various retinal treatments, especially of the pigmented retinal epithelium (RPE)

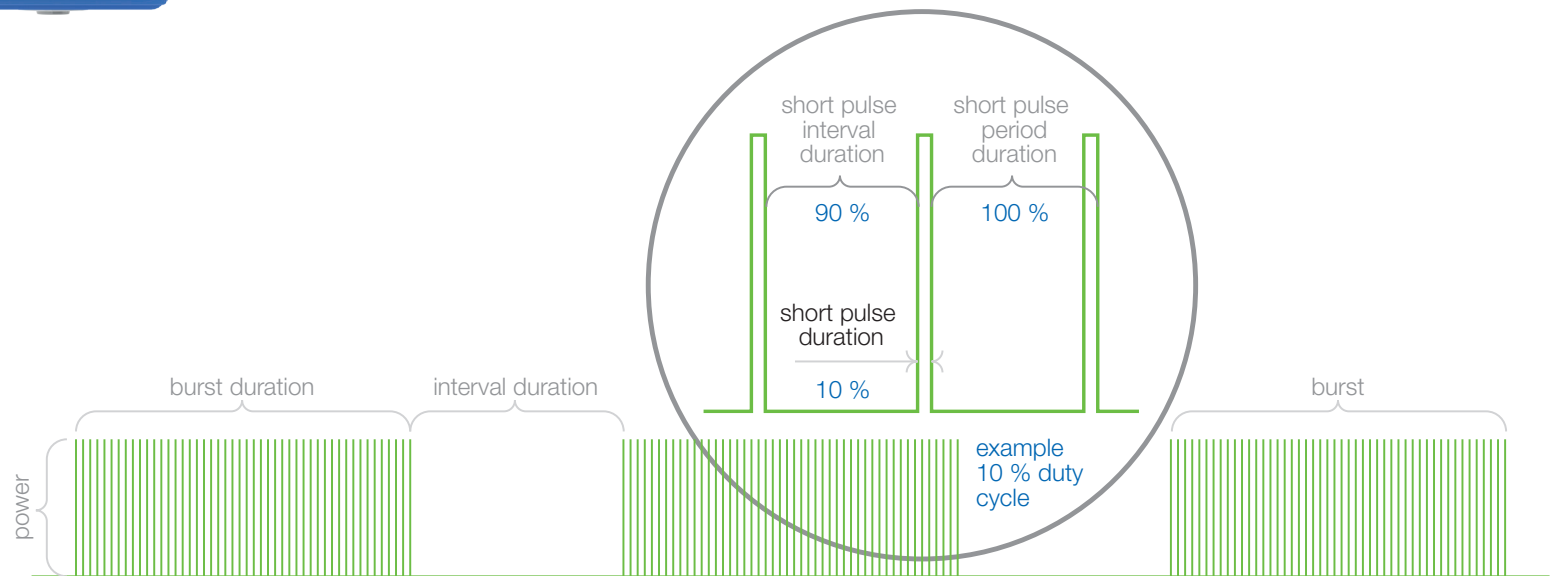
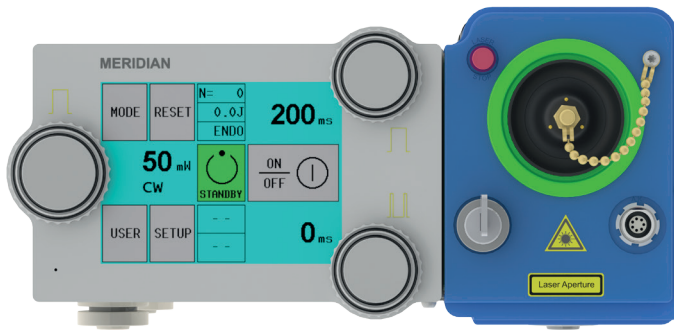


merilas

shortpulse 532

THE PRINCIPLE OF SHORTPULSE

- In shortpulse mode a pulse duration consists of many alternating short bursts and intervals.
- In contrast to the continuous wave (CW) mode, the tissue is not heated very much in the shortpulse mode – tissue is treated more gently.



merilas
shortpulse **532**

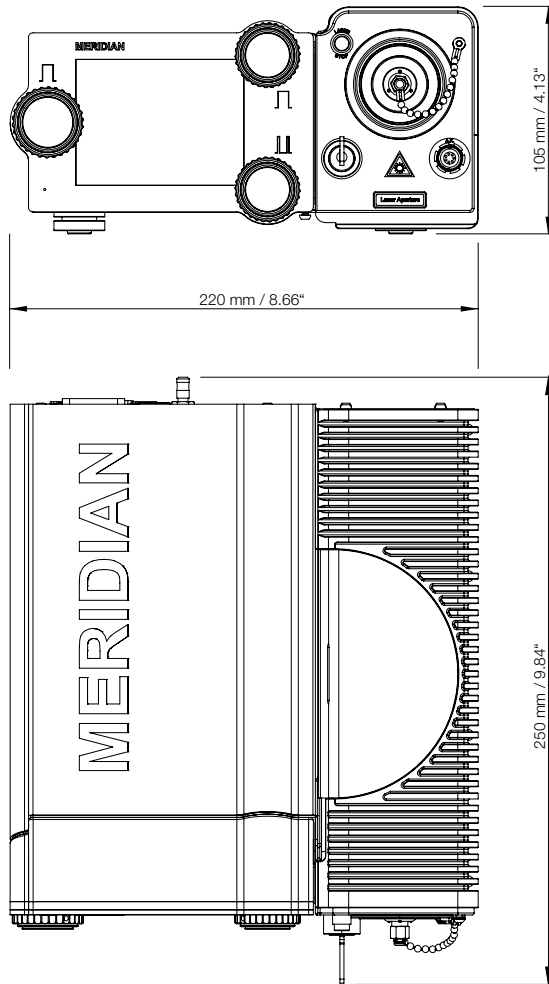
STANDARD ACCESSORIES

- Foot switch
- Transport case

OPTIONAL ACCESSORIES

- Slit lamp adapters
- Laser indirect ophthalmoscope
- Safety filters (passive & active)
- Endoprobes
- Safety goggles
- External ventilator





merilas
shortpulse **532**

TECHNICAL SPECIFICATIONS*

Device description	Merilas 532 shortpulse merilas shortpulse 532
Safety Classifications	Class 4
Wavelength	532 nm
Power Output	50 – 2500 mW
Pulse Duration	CW (continuous wave, pulsed) 1 ms – 5 000 ms
Pulse Interval	1 ms – 5 000 ms
SP-Mode Settings	Shortpulse (continuous wave, chopped) Shortpulse duration: 0.01 – 9.5 ms Shortpulse interval: 0.1 – 9.5 ms
Cooling	TEC
Aiming Beam	Diode 635 nm, (0-1 mW in 9 Steps)
Dimensions	25.0 × 22.0 × 10.5 cm
Total Weight	7.0 kg
Power Requirements	100 – 240 V, 50/60 Hz, 2 A max.

* All technical specifications are subject to change without notice. In accordance with the international general safety standards: IEC 60601-1:2005/AMD1:2012, IEC 60601-1-2:2014, MDD 93/42/EEC. The laser safety is in accordance with the international standards: IEC 60825-1:2014 and IEC 60601-2-22:2007/AMD1:2012.



CE
0633

your laser specialist





Head office

Meridan Medical Group

Tel.: +41 33 334 11 11
Fax: +41 33 334 11 19
info@meridian.ch
www.meridian.ch

Switzerland

Meridian AG

Bierigutstrasse 7
CH-3608 Thun

Slovenia

Meridian Medical d.o.o

Plemljeva 8
1210 Ljubljana

Finland

Meridian Medical Oy

Elannotie 5
01510 Vantaa